

HS500

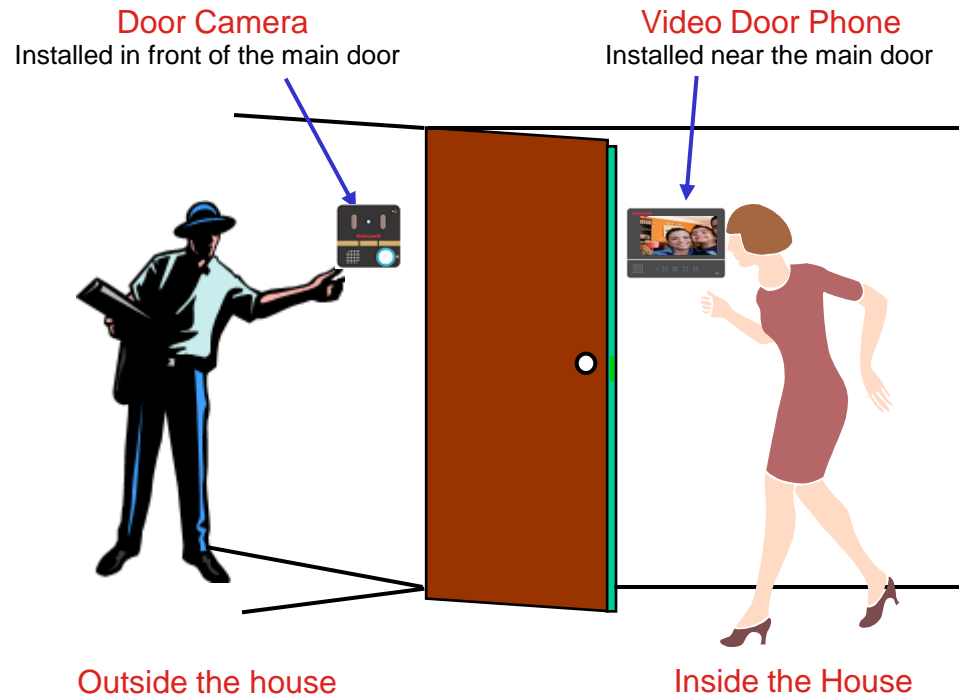
7 inch TFT LCD VDP

Dec, 2012

Home System – South Asia

Honeywell

Video Door Phone - Concept



Video Door Phone integrates visitor management, security features and intercom all in one



HS500 –Basic Video Door Phone

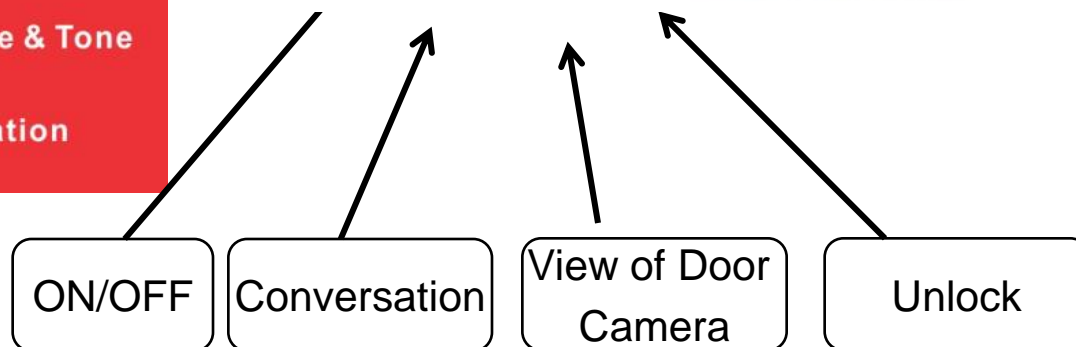
Honeywell

- 7inch LCD TFT Monitor
- Touch-pad Technology
- Two-way Communication
- Night Vision (IR)
- Low Power Consumption
- Clear & Bright Imagery
- Adjustable Volume & Tone
- Door-Lock Integration



← Monitor

← Door Camera



Apartments & Villas

Glamorous Look

- 7inch TFT LCD with High Resolution
- Door Camera with CCD lens
- Full Screen Display
- Touch Button Operation

Quality Design

- 21 mm ultra-slim streamlined curve design
- Easy to Install & Use
- Reliable & Sturdy

Door Lock Integration

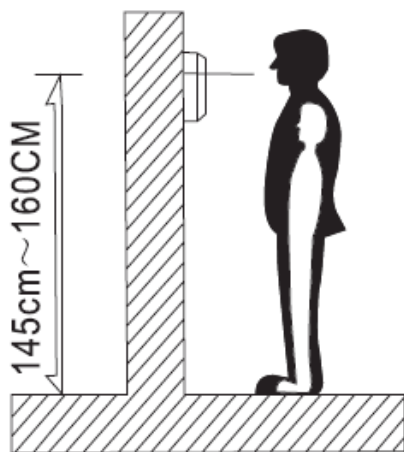
- Feasible to integrate with Electric door striker control
(Extra Power Supply will be required)

	7inch LCD TFT Monitor
	Touch-pad Technology
	Two-way Communication
	Night Vision (IR)
	Low Power Consumption
	Clear & Bright Imagery
	Adjustable Volume & Tone
	Door-Lock Integration

HS500 –Installation & Wiring Diagram

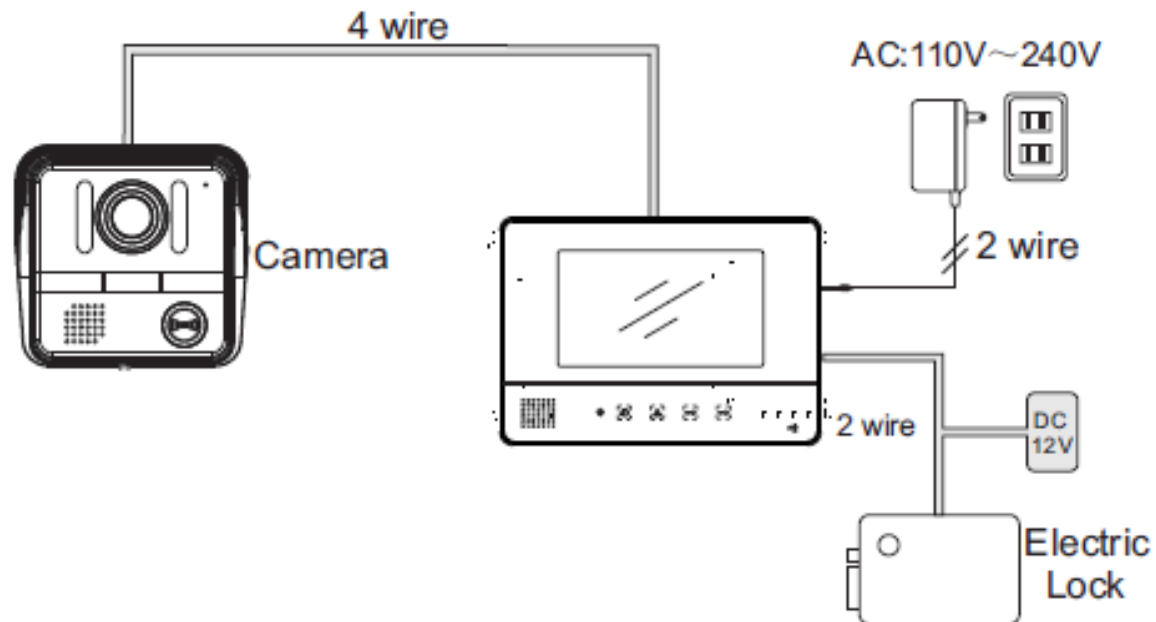
Honeywell

Installation



The optimum height of the monitor for installation is 145cm~160cm from the centre of the screen of the monitor to the ground.(This data is for reference only)

Wiring Diagram



Easy to Install & Operate

Honeywell

www.honeywell.com

Thank You !